




**SAN JOSE DEL RINCON 0124**  
**ESTADO ANALITICO DEL EJERCICIO DEL PRESUPUESTO DE EGRESOS DETALLADO - LDF**  
**CLASIFICACION ADMINISTRATIVA**  
**DEL 1 DE ENERO AL 30 DE JUNIO DE 2018**  
**( P E S O S )**

CONCEPTO	EGRESOS					SUBEJERCICIO
	APROBADO	AMPLIACIONES / (REDUCCIONES)	MODIFICADO	DEVENGADO	PAGADO	
<b>I. GASTO NO ETIQUETADO</b>	<b>132,203,639.87</b>	<b>0.00</b>	<b>132,203,639.87</b>	<b>74,642,167.51</b>	<b>74,611,427.51</b>	<b>57,561,472.36</b>
A. A00 PRESIDENCIA	42,839,773.98	0.00	42,839,773.98	30,553,697.73	30,553,697.73	12,286,076.25
B. A02 Derechos Humanos	294,168.39	0.00	294,168.39	138,341.53	138,341.53	155,826.86
C. B00 SINDICATURAS	2,484,739.37	0.00	2,484,739.37	1,115,807.25	1,115,807.25	1,368,932.12
D. C01 Regiduría I	2,088,771.35	0.00	2,088,771.35	975,289.91	975,289.91	1,113,481.44
E. C02 Regiduría II	1,957,351.91	0.00	1,957,351.91	871,884.65	871,884.65	1,085,467.26
F. C03 Regiduría III	2,012,121.35	0.00	2,012,121.35	954,119.37	954,119.37	1,058,001.98
G. C04 Regiduría IV	1,944,761.89	0.00	1,944,761.89	891,170.35	891,170.35	1,053,591.54
H. C05 Regiduría V	2,231,501.51	0.00	2,231,501.51	1,073,597.21	1,073,597.21	1,157,904.30
I. C06 Regiduría VI	2,193,152.71	0.00	2,193,152.71	1,022,073.72	1,022,073.72	1,171,078.99
J. C07 Regiduría VII	2,099,610.55	0.00	2,099,610.55	1,035,361.47	1,035,361.47	1,064,249.08
K. C08 Regiduría VIII	1,861,207.27	0.00	1,861,207.27	862,287.33	862,287.33	998,919.94
L. C09 Regiduría IX	2,244,580.97	0.00	2,244,580.97	1,087,708.57	1,087,708.57	1,156,872.40
M. C10 Regiduría X	1,862,344.26	0.00	1,862,344.26	917,106.56	917,106.56	945,237.70
N. D00 SECRETARIA DEL AYUNTAMIENTO	4,712,810.11	0.00	4,712,810.11	2,091,453.65	2,091,453.65	2,621,356.46
O. E00 ADMINISTRACIÓN	11,970,977.01	0.00	11,970,977.01	3,977,488.63	3,946,748.63	7,993,488.38
P. E01 Planeación	1,300,751.34	0.00	1,300,751.34	611,029.26	611,029.26	689,722.08
Q. F00 DESARROLLO URBANO Y OBRAS PUBLICAS	17,212,347.62	0.00	17,212,347.62	8,912,914.11	8,912,914.11	8,299,433.51
R. I01 DESARROLLO SOCIAL	6,619,775.22	0.00	6,619,775.22	2,860,104.71	2,860,104.71	3,759,670.51
S. K00 CONTRALORIA	2,408,908.45	0.00	2,408,908.45	1,076,529.93	1,076,529.93	1,332,378.52
T. L00 TESORERIA	9,199,523.56	0.00	9,199,523.56	7,150,452.13	7,150,452.13	2,049,071.43
U. M00 CONSEJERIA JURIDICA	3,432,125.95	0.00	3,432,125.95	1,387,392.58	1,387,392.58	2,044,733.37
V. N00 DIRECCIÓN DE DESARROLLO ECONOMICO	8,456,020.59	0.00	8,456,020.59	4,634,296.25	4,634,296.25	3,821,724.34
W. Q00 SEGURIDAD PUBLICA Y TRANSITO	776,314.51	0.00	776,314.51	442,060.61	442,060.61	334,253.90
<b>II. GASTO ETIQUETADO</b>	<b>290,596,867.98</b>	<b>0.00</b>	<b>290,596,867.98</b>	<b>102,423,310.97</b>	<b>102,442,450.97</b>	<b>188,173,557.01</b>
A. A00 PRESIDENCIA	224,790.00	0.00	224,790.00	2,072,722.80	2,072,722.80	-1,847,932.80
B. E00 ADMINISTRACIÓN	572,344.00	0.00	572,344.00	18,676.54	18,676.54	553,667.46
C. F00 DESARROLLO URBANO Y OBRAS PUBLICAS	223,264,425.62	0.00	223,264,425.62	72,650,851.59	72,650,851.59	150,613,574.03
D. I01 DESARROLLO SOCIAL	600,000.00	0.00	600,000.00	0.00	0.00	600,000.00
E. L00 TESORERIA	33,524,652.82	0.00	33,524,652.82	13,297,086.57	13,297,086.57	20,227,566.25
F. Q00 SEGURIDAD PUBLICA Y TRANSITO	32,410,655.54	0.00	32,410,655.54	14,383,973.47	14,403,113.47	18,026,682.07
<b>III. TOTAL DE EGRESOS (III = I + II)</b>	<b>422,800,507.85</b>	<b>0.00</b>	<b>422,800,507.85</b>	<b>177,065,478.48</b>	<b>177,053,878.48</b>	<b>245,735,029.37</b>




**SAN JOSE DEL RINCON 0124**  
**ESTADO ANALITICO DEL EJERCICIO DEL PRESUPUESTO DE EGRESOS DETALLADO - LDF**  
**CLASIFICACION ADMINISTRATIVA**  
**DEL 1 DE ENERO AL 30 DE JUNIO DE 2018**  
**( P E S O S )**

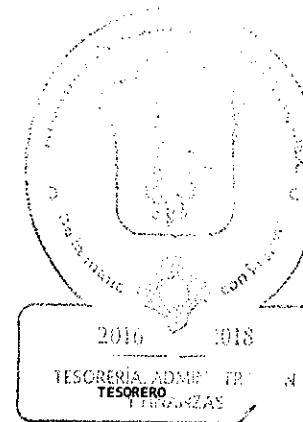
CONCEPTO	EGRESOS					SUB EJERCICIO
	APROBADO	AMPLIACIONES / (REDUCCIONES)	MODIFICADO	DEVENGADO	PAGADO	



LIC. ROBERTO RANGEL ESPINOSA



LIC. JULIO ANTONIO MENDOZA ZALDIVAR



C.P. DARIO ANGELES FRAGOSO